

KEDIA ADVISORY



DAILY ENERGY REPORT

29 June 2026

Kedia Stocks and Commodities Research Pvt. Ltd.

SEBI Registration Number: INH000006156 | Disclaimer: <https://kediaadvisory.com/disclaimer>



MCX UPDATE

Commodity	Expiry	Open	High	Low	Close	% Change
CRUDEOIL	20-Jul-26	6685.00	6689.00	6497.00	6577.00	-3.14
CRUDEOIL	19-Aug-26	6577.00	6680.00	6506.00	6579.00	-2.89
CRUDEOILMINI	20-Jul-26	6650.00	6690.00	6476.00	6577.00	-3.14
CRUDEOILMINI	19-Aug-26	6640.00	6681.00	6511.00	6582.00	-2.88
NATURALGAS	28-Jul-26	314.90	319.40	310.30	312.90	0.38
NATURALGAS	26-Aug-26	311.50	315.10	307.10	310.20	0.58
NATURALGAS MINI	28-Jul-26	316.60	319.20	310.50	313.60	-1.56
NATURALGAS MINI	26-Aug-26	312.90	315.00	307.00	310.00	1.61

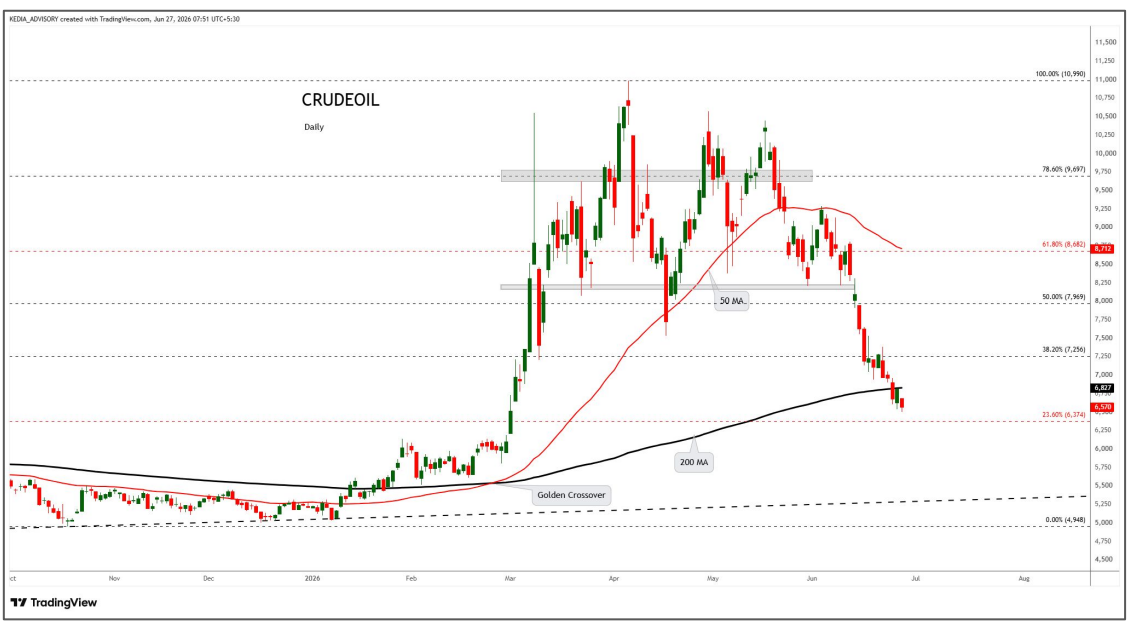
INTERNATIONAL UPDATE

Commodity	Open	High	Low	Close	% Change
Crudeoil \$	69.69	70.27	69.33	69.99	0.33
Natural Gas \$	3.2920	3.3070	3.2860	3.3070	0.43
Lme Copper	13321.63	13322.38	13288.00	13312.13	-0.22
Lme Zinc	3500.65	3500.65	3475.60	3487.65	-0.43
Lme Aluminium	3179.70	3201.50	3151.00	3199.00	0.81
Lme Lead	1907.70	1910.80	1904.65	1909.35	0.06
Lme Nickel	16806.25	16831.75	16707.00	16767.25	-0.17

OPEN INTEREST SNAPSHOT

Commodity	Expiry	% Change	% Oi Change	Oi Status
CRUDEOIL	20-Jul-26	-3.14	7.15	Fresh Selling
CRUDEOIL	19-Aug-26	-2.89	26.74	Fresh Selling
CRUDEOILMINI	20-Jul-26	-3.14	19.02	Fresh Selling
CRUDEOILMINI	19-Aug-26	-2.88	13.71	Fresh Selling
NATURALGAS	28-Jul-26	0.38	-9.73	Short Covering
NATURALGAS	26-Aug-26	0.58	-3.70	Short Covering
NATURALGAS MINI	28-Jul-26	0.64	-1.56	Short Covering
NATURALGAS MINI	26-Aug-26	0.52	1.61	Fresh Buying

Technical Snapshot

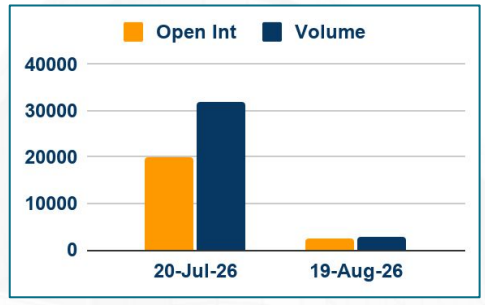


BUY CRUDEOIL JUL @ 6500 SL 6350 TGT 6700-6800. MCX

Observations

- Crudeoil trading range for the day is 6396-6780.
- Crude oil prices plunged as more oil tankers exited the Strait of Hormuz, easing supply concerns.
- Iraq warns it might leave OPEC if oil quota not raised
- UBS cut its Brent oil price forecasts, lowering its targets to \$85 per barrel for the end of September and December
- Saudi Arabia may cut August oil prices sharply for Asia as supply improves

OI & Volume



Spread

Commodity	Spread
CRUDEOIL AUG-JUL	2.00
CRUDEOILMINI AUG-JUL	5.00

Trading Levels

Commodity	Expiry	Close	R2	R1	PP	S1	S2
CRUDEOIL	20-Jul-26	6577.00	6780.00	6679.00	6588.00	6487.00	6396.00
CRUDEOIL	19-Aug-26	6579.00	6762.00	6670.00	6588.00	6496.00	6414.00
CRUDEOILMINI	20-Jul-26	6577.00	6795.00	6686.00	6581.00	6472.00	6367.00
CRUDEOILMINI	19-Aug-26	6582.00	6761.00	6671.00	6591.00	6501.00	6421.00
Crudeoil \$		69.99	70.80	70.39	69.86	69.45	68.92

Technical Snapshot



SELL NATURALGAS JUL @ 315 SL 320 TGT 310-305. MCX

Observations

Naturalgas trading range for the day is 305.1-323.3.

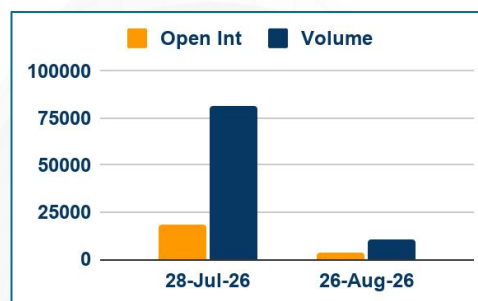
Natural gas rose supported by increased flows to LNG export plants and forecasts for hotter weather in coming weeks.

Average gas output in the U.S. Lower 48 states held at 109.7 billion cubic feet per day so far in June.

The U.S. EIA said energy firms added a near-normal 76 bcf of gas into storage.

Meteorologists forecast the weather will remain mostly warmer than normal through July 11.

OI & Volume



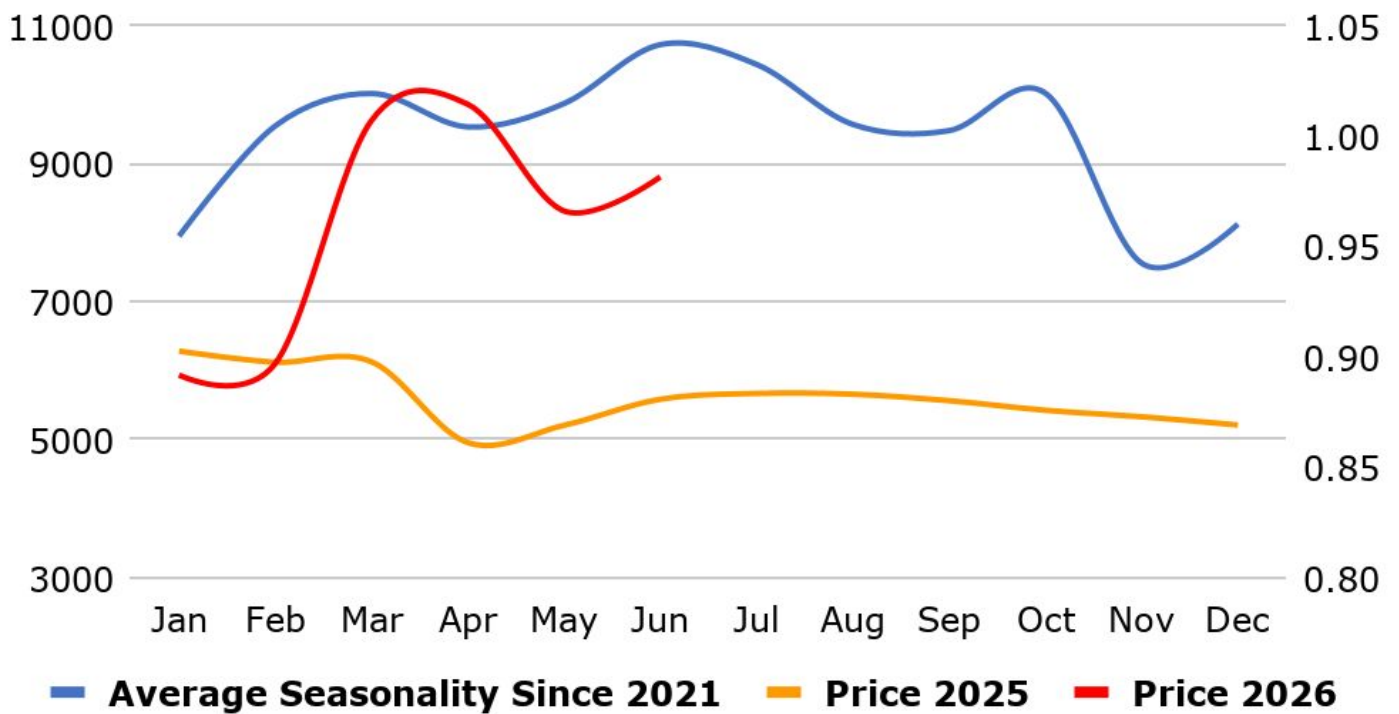
Spread

Commodity	Spread
NATURALGAS AUG-JUL	-2.70
NATURALGAS MINI AUG-JUL	-3.60

Trading Levels

Commodity	Expiry	Close	R2	R1	PP	S1	S2
NATURALGAS	28-Jul-26	312.90	323.30	318.10	314.20	309.00	305.10
NATURALGAS	26-Aug-26	310.20	318.80	314.50	310.80	306.50	302.80
NATGAS MINI	28-Jul-26	313.60	323.00	318.00	314.00	309.00	305.00
NATGAS MINI	26-Aug-26	310.00	319.00	315.00	311.00	307.00	303.00
Natural Gas \$		3.3070	3.3210	3.3140	3.3000	3.2930	3.2790

MCX Crude Oil Seasonality



MCX Natural Gas Seasonality



Economic Data

Date	Curr.	Data
Jun 29	EUR	M3 Money Supply y/y
Jun 29	EUR	Private Loans y/y
Jun 30	EUR	German Import Prices m/m
Jun 30	EUR	German Retail Sales m/m
Jun 30	EUR	German Unemployment Change
Jun 30	USD	HPI m/m
Jun 30	USD	S&P/CS Composite-20 HPI y/y
Jun 30	USD	Chicago PMI
Jun 30	USD	CB Consumer Confidence
Jun 30	USD	JOLTS Job Openings
Jul 1	EUR	German Final Manufacturing PMI
Jul 1	EUR	Final Manufacturing PMI
Jul 1	EUR	Core CPI Flash Estimate y/y

Date	Curr.	Data
Jul 1	USD	ADP Non-Farm Employment
Jul 1	USD	Final Manufacturing PMI
Jul 1	USD	ISM Manufacturing PMI
Jul 1	USD	ISM Manufacturing Prices
Jul 1	USD	Construction Spending m/m
Jul 1	USD	Crude Oil Inventories
Jul 2	EUR	Unemployment Rate
Jul 2	USD	Average Hourly Earnings m/m
Jul 2	USD	Non-Farm Employment Change
Jul 2	USD	Unemployment Rate
Jul 2	USD	Unemployment Claims
Jul 2	USD	Factory Orders m/m
Jul 2	USD	Natural Gas Storage

News you can Use

The UK Manufacturing PMI eased to 53.1 in June 2026, a three-month low and below expectations of 53.8, compared with 53.9 in May, flash data showed. Despite the decline, manufacturing output improved, with the index rising to 53.6, its highest level in 21 months, from 52.2 previously. The increase was supported by a temporary boost from customer stockpiling as businesses prepared for potential price increases. However, the slowdown in new order growth to a six-month low suggested that this demand boost may be fading. The S&P Global UK Services PMI fell to 48.7 in June 2026 from 49.3 in the prior month, missing market forecasts of 50.5, flash estimates showed. The data signaled the second consecutive month of downturn and the steepest since January 2023, as ongoing price pressures remain elevated and lower customer confidence dampened activity. New business volumes declined at a faster pace, driving a steeper fall in backlogs and headcount reductions.

The S&P Global Flash Germany Manufacturing PMI slipped to 50 in June 2026 from 50.1 in May, falling short of expectations of 50.5. This marked a five-month low, indicating that factory activity has largely stalled despite a marginal acceleration in output growth. New orders in manufacturing edged slightly higher, with a similar uptick recorded in new export business. The S&P Global Germany Services PMI declined to 46.8 in June 2026 from 48.1 in May, well below the market forecast of 49, according to flash estimates. This was the third consecutive month of contraction and the most pronounced since November 2022. New orders dropped at the fastest pace in nearly two and a half years, with respondents citing deteriorating economic conditions and heightened market uncertainty. The S&P Global Flash Germany Composite PMI fell to 48 in June 2026 from 48.8 in May, missing market expectations of 49.9. The reading signaled a third consecutive month of contraction in private-sector activity and the steepest decline since December 2024.

Stay Ahead in Markets with Kedia Advisory



Get Live Commodity & Equity Market Updates backed by in-depth research, data-driven insights, and expert analysis.



Why Kedia Advisory

- Real-time market updates
- Key levels & trend direction
- Research-based market views
- Trusted by active traders & investors

Visit: Kedia Advisory Website

www.kediaadvisory.com

CLICK HERE



SCAN ME



Kedia Stocks and Commodities Research Pvt Ltd

SEBI REGISTRATION NUMBER : INH000006156

Aadinath Commercial, Opp. Mumbai University, Vasant Valley Road, Khadakpada, Kalyan West

Investment in securities market are subject to market risks, read all the Related documents carefully before investing.



**Scan the QR to
connect with us**

**KEDIA ADVISORY**

KEDIA STOCKS & COMMODITIES RESEARCH PVT LTD.

Mumbai. INDIA.

For more details, please contact Mobile: +91 9619551022

Email: info@kediaadvisory.com

SEBI REGISTRATION NUMBER - INH000006156

For more information or to subscribe for monthly updates

Visit www.kediaadvisory.com

This Report is prepared and distributed by Kedia Stocks & Commodities Research Pvt Ltd. for information purposes only. The recommendations, if any, made herein are expressions of views and/or opinions and should not be deemed or construed to be neither advice for the purpose of purchase or sale through KSCRPL nor any solicitation or offering of any investment /trading opportunity. These information/opinions/ views are not meant to serve as a professional investment guide for the readers. No action is solicited based upon the information provided herein. Recipients of this Report should rely on information/data arising out of their own investigations. Readers are advised to seek independent professional advice and arrive at an informed trading/investment decision before executing any trades or making any investments. This Report has been prepared on the basis of publicly available information, internally developed data and other sources believed by KSCRPL to be reliable. KSCRPL or its directors, employees, affiliates or representatives do not assume any responsibility for or warrant the accuracy, completeness, adequacy and reliability of such information/opinions/ views. While due care has been taken to ensure that the disclosures and opinions given are fair and reasonable, none of the directors, employees, affiliates or representatives of KSCRPL shall be liable for any direct, indirect, special, incidental, consequential, punitive or exemplary damages, including lost profits arising in any way whatsoever from the information/opinions/views contained in this Report. The possession, circulation and/or distribution of this Report may be restricted or regulated in certain jurisdictions by appropriate laws. No action has been or will be taken by KSCRPL in any jurisdiction (other than India), where any action for such purpose (s) is required. Accordingly, this Report shall not be possessed, circulated and/ or distributed in any such country or jurisdiction unless such action is in compliance with all applicable laws and regulations of such country or jurisdiction. KSCRPL requires such a recipient to inform himself about and to observe any restrictions at his own expense, without any liability to KSCRPL. Any dispute arising out of this Report shall be subject to the exclusive jurisdiction of the Courts in India.